
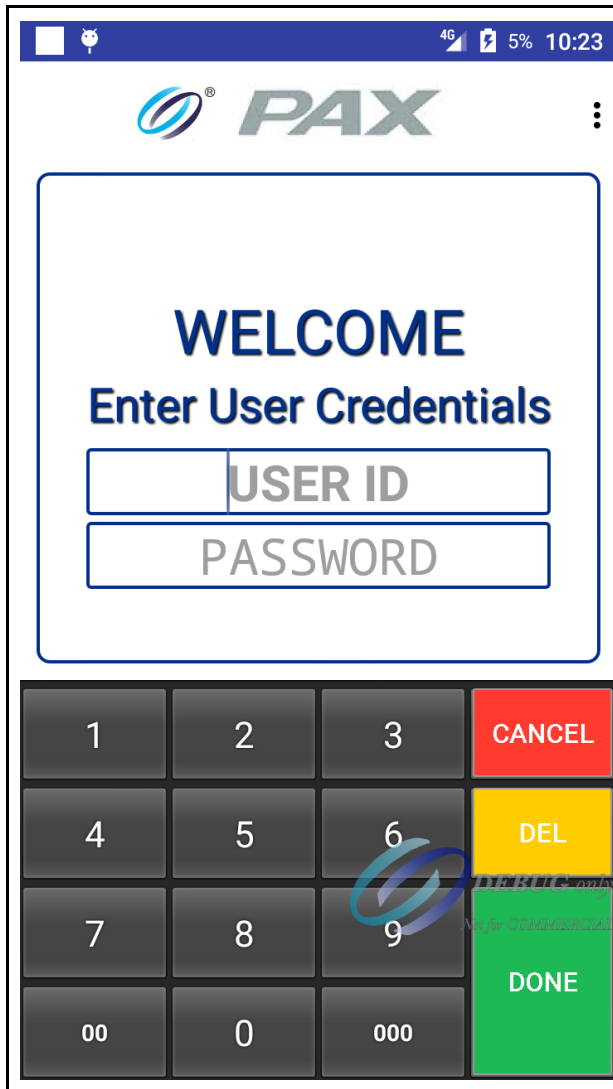


Application Screens

	<p>Title: Splash Screen</p> <p>Essential UI Elements</p> <ul style="list-style-type: none">• Application Name• Application Version• Branding Image
--	--



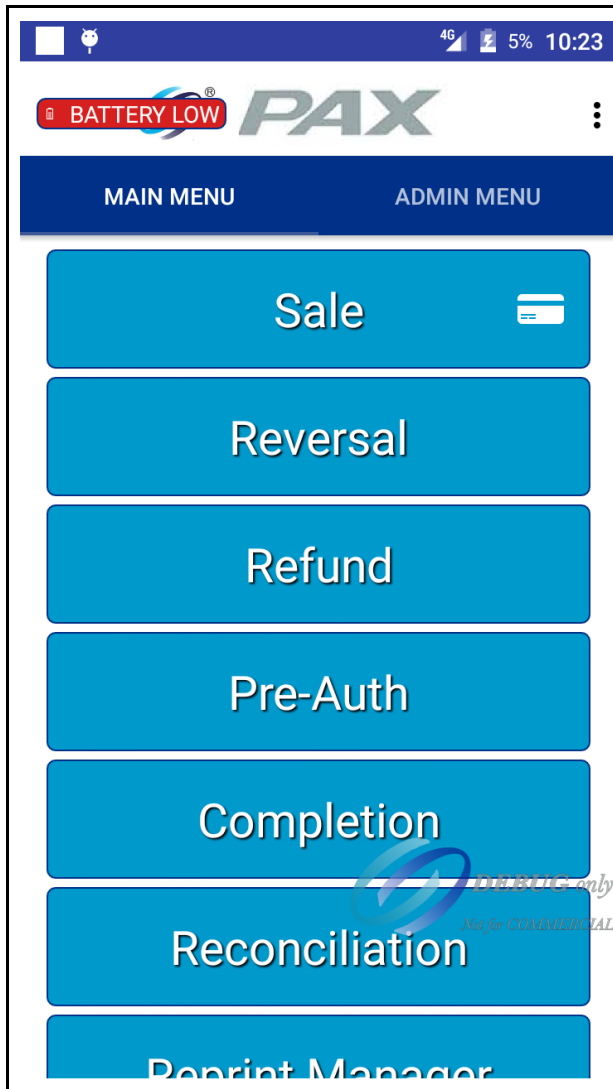
Title: LoginScreen

Essential UI Elements

- User ID Input
- Password Input

Global UI Feature

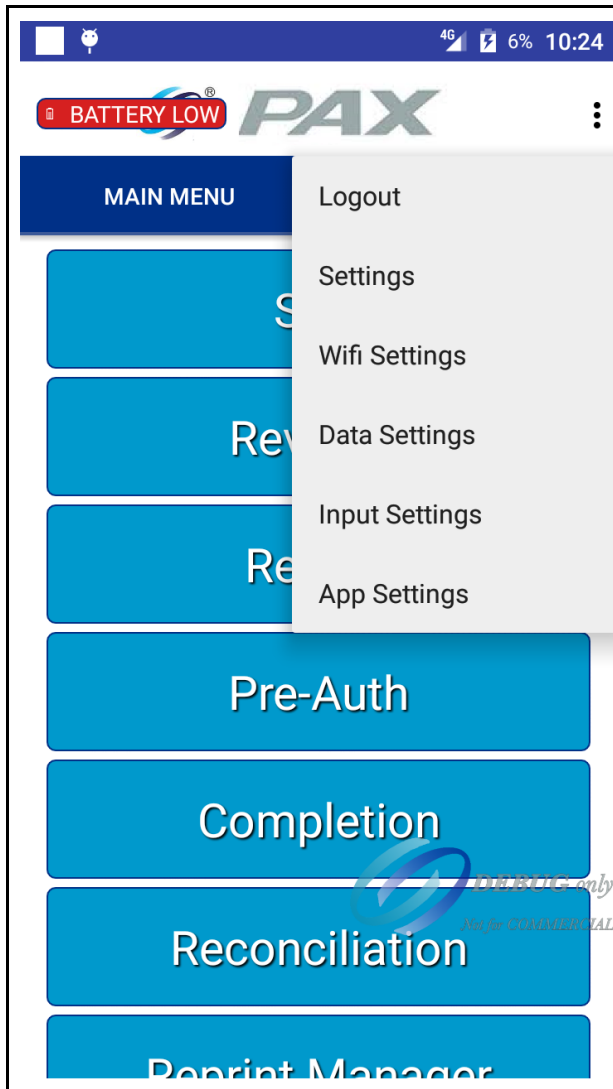
- Header Bar
 - Branding Logo
 - Drop Down Menu
 - Various Notifications
 - Low Battery
 - MPOS Connected
 - Unsent Transactions



Title: Main Menu

Essential UI Elements

- Multiple Tabs/Groups of Menu Items
- Menu Options




Title: Drop Down Menu

Essential UI Elements

- Menu Options

4G 6% 10:24



SALE

Please Enter Amount

0.00

GBP

1	2	3	CANCEL
4	5	6	DEL
7	8	9	DONE
00	0	000	

Title: Amount Entry

Essential UI Elements

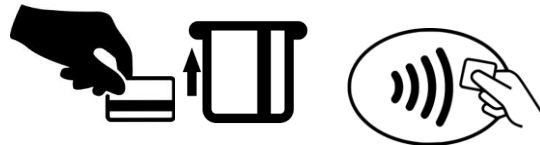
- Transaction Identifier
- User Prompt
- Amount Entry Input
- In-App Keyboard



Title: Card Present Screen

Essential UI Elements

- 4x LED Indicators
- Transaction Identifier Text
- Amount Text
- User Instruction
- Imagery for User action



(Swipe / Insert / Tap Card)

- Card Branding Required



- Manual Entry Button



- Required LED Colours



SALE
Please Enter
Card Number

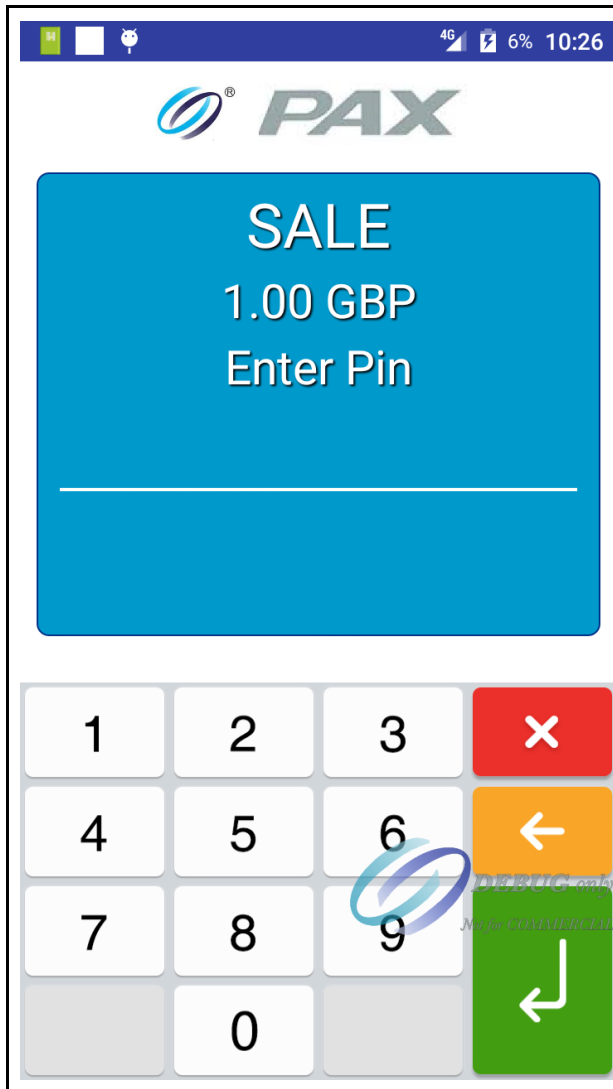
Expiry Date MM/YY

1	2	3	CANCEL
4	5	6	DEL
7	8	9	DONE
.	0	:	

Title: Manual Pan Entry Screen

Essential UI Elements

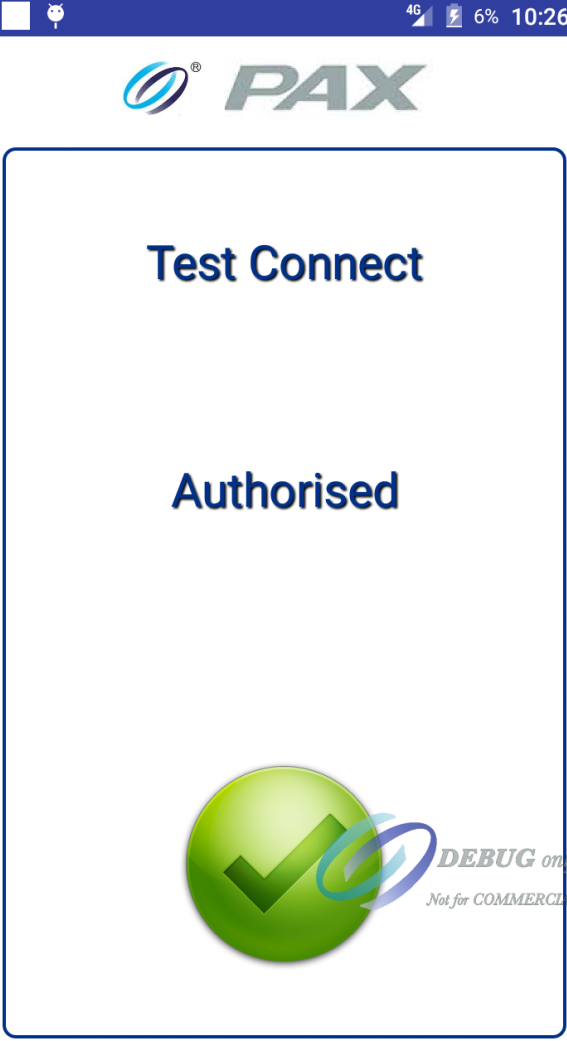
- Transaction identifier Text
- User Prompt
- Card Number Input
- Expiry Date Input
- In-App Keyboard



Title: Enter Pin Screen








Essential UI Elements







- Transaction Identifier
- Amount Text
- "Enter Pin" Prompt
- Line Central to screen for Pin Text

	<p>Title: Information Screen</p> <p>Essential UI Elements</p> <ul style="list-style-type: none"> • Screen Title Text • Screen Info Text • Screen Icon (See Iconography List)

Iconography

Here is a list of the placeholder icons used in the current app design that should be redesigned with a consistent style.

Example	Meaning
	Processing / Busy
	Error / Decline / Negative / Cancel
	Tick / Positive / Valid / Authorised
	Low Battery / Battery Error
	Unsent Transaction / Stored Data
	Primary Action / Default Behaviour if Card Swiped
	Context Menu

	Manual PAN Entry Button
	External MPOS Device is connected
	Contactless LED Indicators
	Tap Contactless Card
	Insert Card
	Swipe Card in device